

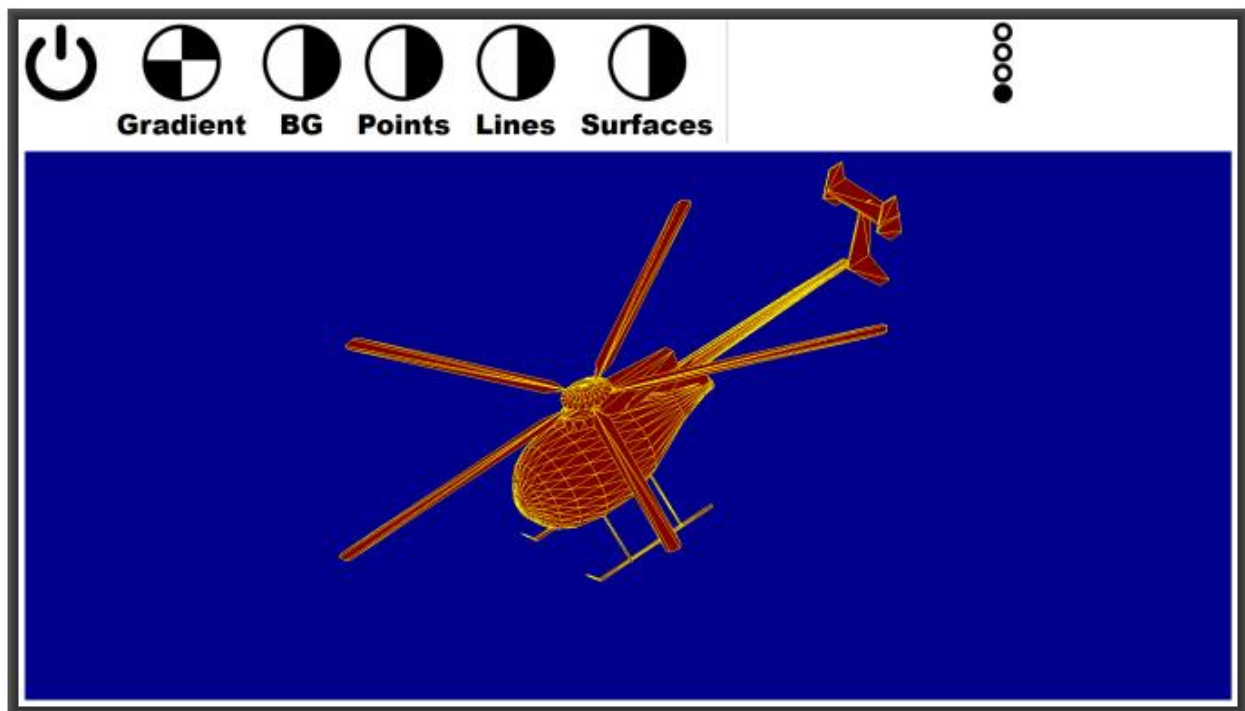
EZReader 3D Viewer

3D Viewer allows the user to view and change 3D models which are included in the installation.

Model size and colors may be changed by the user.

The file format supported by 3D Gallery is STL (both binary and text versions). This is the same format used with 3D printers.

The 3D gallery does not support the creation of 3D models.



Toolbar Commands:

3D Viewer has 4 rows of command icons:

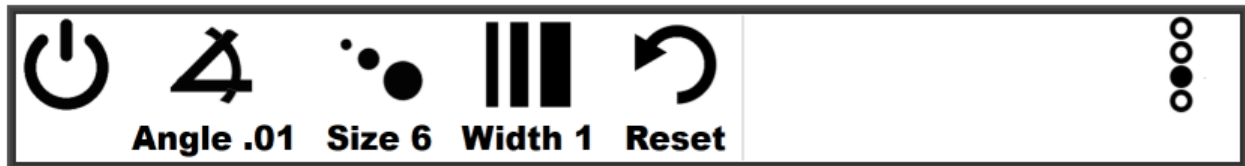


- **Models** - select a 3D model
- **Model** - display the selected model
- **Cube** - display a cube model
- **Sphere** - display a sphere model
- **Points** - draw only mode points
- **Lines** - draw only model lines
- **Surfaces** - draw model surfaces

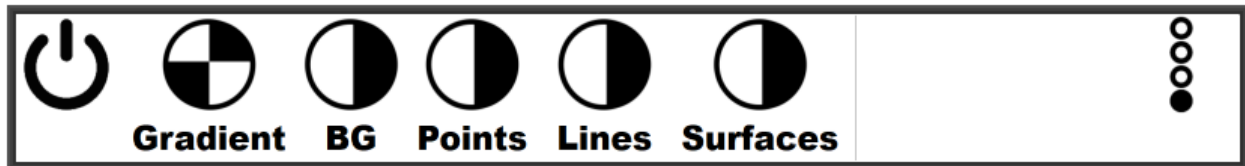


- **Rotate** - turn on automatic rotation
- **RotateX+** - rotate about the X axis
- **RotateY+** - rotate about the Y axis
- **RotateZ+** - rotate about the Z axis

- **Info** - display information about the current mode



- **Angle** - change the incremental angle of rotation
- **Size** - change point size
- **Width** - change the line width
- **Reset** - change to default setting



- **Gradient** - enable gradients in drawing the models
- **BG** - change the background color
- **Points** - change the color of points
- **Lines** - change the color of lines
- **Surfaces** - change the color of surfaces

Keyboard Shortcuts:

Right-click on the Exit button to see a list of available shortcuts for this application.